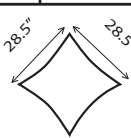
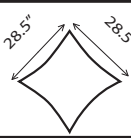
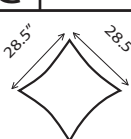
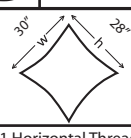
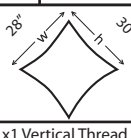


A	Skin	Size
		28.5" W x 28.5" H
1x1 Single Twist		1x1 Single Twist Shown as it will appear on the Xpressions unit

B	Skin	Size
		28.5" W x 28.5" H
1x1 Single Twist		1x1 Single Twist Shown as it will appear on the Xpressions unit

C	Skin	Size
		28.5" W x 28.5" H
1x1 Single Twist		1x1 Single Twist Shown as it will appear on the Xpressions unit

D	Skin	Size
		30" W x 28" H
1x1 Horizontal Thread		1x1 Horizontal Thread Shown as it will appear on the Xpressions unit

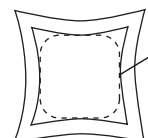
E	Skin	Size
		28" W x 30" H
1x1 Vertical Thread		1x1 Vertical Thread Shown as it will appear on the Xpressions unit

Please add a 1.5" bleed on all sides of each file submitted.



3952 South Illinois Avenue
 Carbondale, Illinois 62903
 800.697.4670 • 618.529.7031 fax
info@beautifuldisplays.com

It is recommended that all text and borders be 2" from the finish size



Focus Area Key
 focus area is always 3"-5" inside edge of all four sides on all skin styles and sizes
 see xpressions-snap.com for details

xpressions **SNAP!**™ Setup Guide

• File Setup •

FOR GENERAL FILE SETUP CONSULT THE FULL FILE PREP GUIDELINE AT:

<http://xpressions-snap.com/guidelines.htm>

For all XSnap skins we require **1.5" of bleed OVERALL (.75" on all sides)**. If bleed is not provided to us we will do our best to add/clone your artwork when applicable. If not, we will need to bleed out your image to ensure we have enough for print/finishing. See example below:

Artwork provided
w/out bleed



Image bled out
for print size



Finished Size



• X-Factor •

Due to the nature of the Xpressions® graphics, we recommend keeping all artwork elements you do not want distorted (ie text, logos, or faces) 3-5" in on all sides. Examples below:

5" in - least amount
of distortion



3" in - distortion
becomes more apparent



1" in - distortion
very noticeable



PLEASE NOTE IF DISTORTION IS INTENDED AS PART OF DESIGN