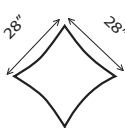
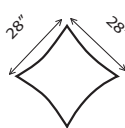
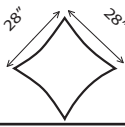
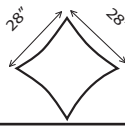
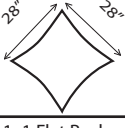
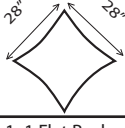
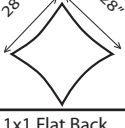
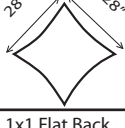


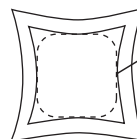
<b>A</b>	Skin	Size		
	28" x 28"	W		
1x1 Flat Front		1x1 Flat Front Shown as it will appear on the Xpressions unit		
<b>B</b>	Skin	Size		
	28" x 28"	W		
1x1 Flat Front		1x1 Flat Front Shown as it will appear on the Xpressions unit		
<b>C</b>	Skin	Size		
	28" x 28"	W		
1x1 Flat Front		1x1 Flat Front Shown as it will appear on the Xpressions unit		
<b>D</b>	Skin	Size		
	28" x 28"	W		
1x1 Flat Front		1x1 Flat Front Shown as it will appear on the Xpressions unit		
<b>E</b>	Skin	Size		
	28" x 28"	W		
1x1 Flat Back		1x1 Flat Back Shown as it will appear on the Xpressions unit		
<b>F</b>	Skin	Size		
	28" x 28"	W		
1x1 Flat Back		1x1 Flat Back Shown as it will appear on the Xpressions unit		
<b>G</b>	Skin	Size		
	28" x 28"	W		
1x1 Flat Back		1x1 Flat Back Shown as it will appear on the Xpressions unit		
<b>H</b>	Skin	Size		
	28" x 28"	W		
1x1 Flat Back		1x1 Flat Back Shown as it will appear on the Xpressions unit		

Please add a 1.5" bleed on all sides of each file submitted.

beautiful  
DISPLAYS  
.com

3952 South Illinois Avenue  
Carbondale, Illinois 62903  
800.697.4670 • 618.529.7031 fax  
info@beautifuldisplays.com

It is recommended that all text and borders be 2" from the finish size



### Focus Area Key

focus area is always  
3"-5" inside edge of all  
four sides on all skin  
styles and sizes

see [xpressions-snap.com](http://xpressions-snap.com) for details

# xpressions **SNAP!**™ Setup Guide

## • File Setup •

FOR GENERAL FILE SETUP CONSULT THE FULL FILE PREP GUIDELINE AT:

<http://xpressions-snap.com/guidelines.htm>

For all XSnap skins we require **1.5" of bleed OVERALL (.75" on all sides)**. If bleed is not provided to us we will do our best to add/clone your artwork when applicable. If not, we will need to bleed out your image to ensure we have enough for print/finishing. See example below:

Artwork provided  
w/out bleed



Image bled out  
for print size



Finished Size



## • X-Factor •

Due to the nature of the Xpressions® graphics, we recommend keeping all artwork elements you do not want distorted (ie text, logos, or faces) 3-5" in on all sides. Examples below:

5" in - least amount  
of distortion



3" in - distortion  
becomes more apparent



1" in - distortion  
very noticeable



\*PLEASE NOTE IF DISTORTION IS INTENDED AS PART OF DESIGN\*