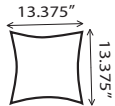
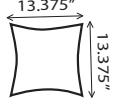
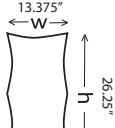


A	Skin	Size
		13.375" W x 13.375" H
1x1 Flat Front		1x1 Flat Front Shown as it will appear on the Xpressions unit

B	Skin	Size
		13.375" W x 13.375" H
1x1 Flat Front		1x1 Flat Front Shown as it will appear on the Xpressions unit

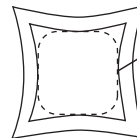
C	Skin	Size
		13.375" W x 26.25" H
1X2 Flat		1x2 Flat Shown as it will appear on the Xpressions unit

Please add a 1.5" bleed on all sides of each file submitted.

**beautiful
DISPLAYS
.com**

3952 South Illinois Avenue
Carbondale, Illinois 62903
800.697.4670 • 618.529.7031 fax
info@beautifuldisplays.com

It is recommended that all text and borders be 1.5" from the finish size



Focus Area Key

focus area is always
1.5"-2.5" inside edge of all
four sides on all skin
styles and sizes

xpressions[®] SALES MATE™ Setup Guide

• File Setup •

FOR GENERAL FILE SETUP CONSULT THE FULL FILE PREP GUIDELINE AT:
<http://xpressions-snap.com/guidelines.htm>

For all XSnap skins we require **1.5" of bleed OVERALL (.75" on all sides)**. If bleed is not provided to us we will do our best to add/clone your artwork when applicable. If not, we will need to bleed out your image to ensure we have enough for print/finishing. See example below:

Artwork provided
w/out bleed



Image bled out
for print size




Finished Size



• X-Factor •

Due to the nature of the Xpressions[®] Salesmate™ graphics, we recommend keeping all artwork elements you do not want severely distorted (ie text, logos, or faces) 3-5" in on all sides, however due to the small size of the Salesmate™ skins this leaves little room for design. We find that **1.5" in** on all sides creates an acceptable amount of stretch while still allowing plenty of space for your design.

EXAMPLES OF STRETCH AT DIFFERENT SIZES SHOWN BELOW:



PLEASE NOTE IF DISTORTION IS INTENDED AS PART OF DESIGN