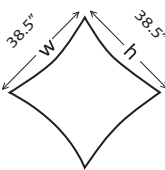
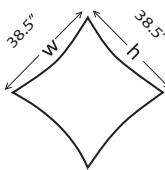
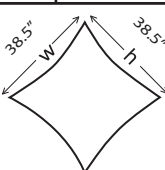
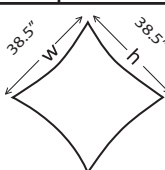
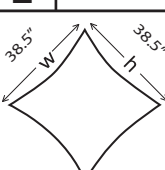
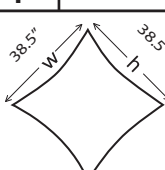
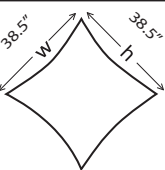
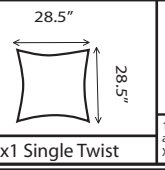
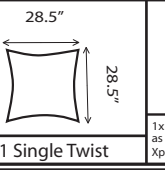
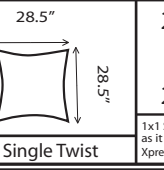
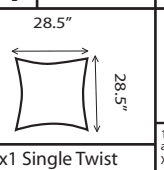
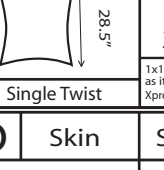
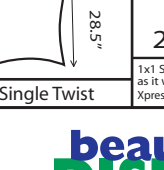
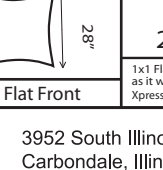
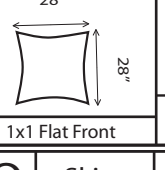
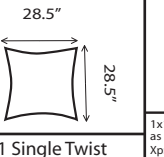
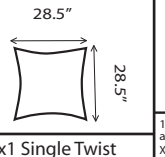


A	Skin	Size	B	Skin	Size
	38.5" x 38.5"	W x H		38.5" x 38.5"	W x H
Diamond Shown as it will appear on the Xpressions unit			Diamond Shown as it will appear on the Xpressions unit		
Diamond			Diamond		
C	Skin	Size	D	Skin	Size
	38.5" x 38.5"	W x H		38.5" x 38.5"	W x H
Diamond Shown as it will appear on the Xpressions unit			Diamond Shown as it will appear on the Xpressions unit		
Diamond			Diamond		
E	Skin	Size	F	Skin	Size
	38.5" x 38.5"	W x H		38.5" x 38.5"	W x H
Diamond Shown as it will appear on the Xpressions unit			Diamond Shown as it will appear on the Xpressions unit		
Diamond			Diamond		

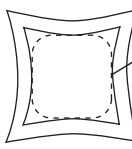
G	Skin	Size	H	Skin	Size	I	Skin	Size	J	Skin	Size
	38.5" x 38.5"	W x H		28.5" x 28.5"	W x H		28.5" x 28.5"	W x H		28.5" x 28.5"	W x H
Diamond Shown as it will appear on the Xpressions unit			1x1 Single Twist Shown as it will appear on the Xpressions unit			1x1 Single Twist Shown as it will appear on the Xpressions unit			1x1 Single Twist Shown as it will appear on the Xpressions unit		
Diamond			1x1 Single Twist			1x1 Single Twist			1x1 Single Twist		
K	Skin	Size	L	Skin	Size	M	Skin	Size	N	Skin	Size
	28.5" x 28.5"	W x H		28.5" x 28.5"	W x H		28.5" x 28.5"	W x H		28" x 28"	W x H
1x1 Single Twist Shown as it will appear on the Xpressions unit			1x1 Single Twist Shown as it will appear on the Xpressions unit			1x1 Single Twist Shown as it will appear on the Xpressions unit			1x1 Flat Front Shown as it will appear on the Xpressions unit		
1x1 Single Twist			1x1 Single Twist			1x1 Single Twist			1x1 Flat Front		
O	Skin	Size	P	Skin	Size	Q	Skin	Size			
	28" x 28"	W x H		28.5" x 28.5"	W x H		28.5" x 28.5"	W x H			
1x1 Flat Front Shown as it will appear on the Xpressions unit			1x1 Single Twist Shown as it will appear on the Xpressions unit			1x1 Single Twist Shown as it will appear on the Xpressions unit					
1x1 Flat Front			1x1 Single Twist			1x1 Single Twist					

Please add a 1.5" bleed on all sides of each file submitted.



3952 South Illinois Avenue
 Carbondale, Illinois 62903
 800.697.4670 • 618.529.7031 fax
 info@beautifuldisplays.com

It is recommended that all text and borders be 2" from the finish size



Focus Area Key
 focus area is always 3"-5" inside edge of all four sides on all skin styles and sizes
 see xpressions-snap.com for details

xpressions **SNAP!**™ Setup Guide

• File Setup •

FOR GENERAL FILE SETUP CONSULT THE FULL FILE PREP GUIDELINE AT:

<http://xpressions-snap.com/guidelines.htm>

For all XSnap skins we require **1.5" of bleed OVERALL (.75" on all sides)**. If bleed is not provided to us we will do our best to add/clone your artwork when applicable. If not, we will need to bleed out your image to ensure we have enough for print/finishing. See example below:

Artwork provided
w/out bleed



Image bled out
for print size



Finished Size



• X-Factor •

Due to the nature of the Xpressions® graphics, we recommend keeping all artwork elements you do not want distorted (ie text, logos, or faces) 3-5" in on all sides. Examples below:

5" in - least amount
of distortion



3" in - distortion
becomes more apparent



1" in - distortion
very noticeable



PLEASE NOTE IF DISTORTION IS INTENDED AS PART OF DESIGN