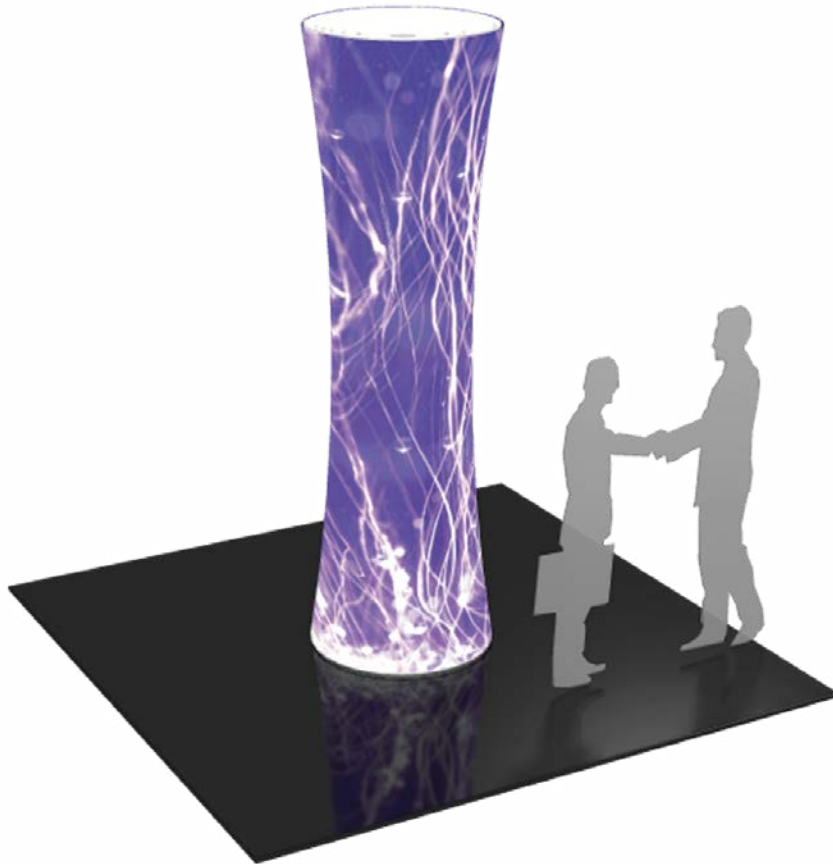


10' Event Cylinder

Mix and match our event cylinders to add architecture and drama to any event or interior space. Cylinder-shaped towers come in 12 ft, 10 ft and 8 ft heights and 3 ft diameters at the top and bottom. They combine the latest developments in fabric printed technology with aluminum tube frames to add dimension, decor and sculpture to any event, stage set, tradeshow booth or interior space. Event cylinders accommodate internal LED lighting to create a glowing effect.



features and benefits:

- State-of-the-art 30mm aluminum tube frame with snap button assembly
- Easy to store and ship
- Quick to set up
- Kit includes: one frame, one dye-sublimated zipper pillowcase graphic, and one wheeled molded storage case
- Lifetime hardware warranty against manufacturer defects

dimensions:

Hardware	Graphic
<p>Assembled unit: 36" dia x 120"h 914mm(dia) x 3048mm(h)</p> <p>Approximate weight (includes graphic): 33.6 lbs / 15.24 kg</p>	<p>Total visual area: 56.52"w x 120"h, two prints 1436mm(w) x 3048mm(h)</p> <p>Refer to related graphic template for more information.</p>
Shipping	<p>Graphic material: dye-sublimated zipper pillowcase graphic with opaque liner</p>
<p>Shipping dimensions: One case: 19"l x 19"w x 56"h 483mm(l) x 483mm(w) x 1422mm(h)</p> <p>Approximate shipping weight (with case): 53.6 lbs / 24.3 kg</p>	

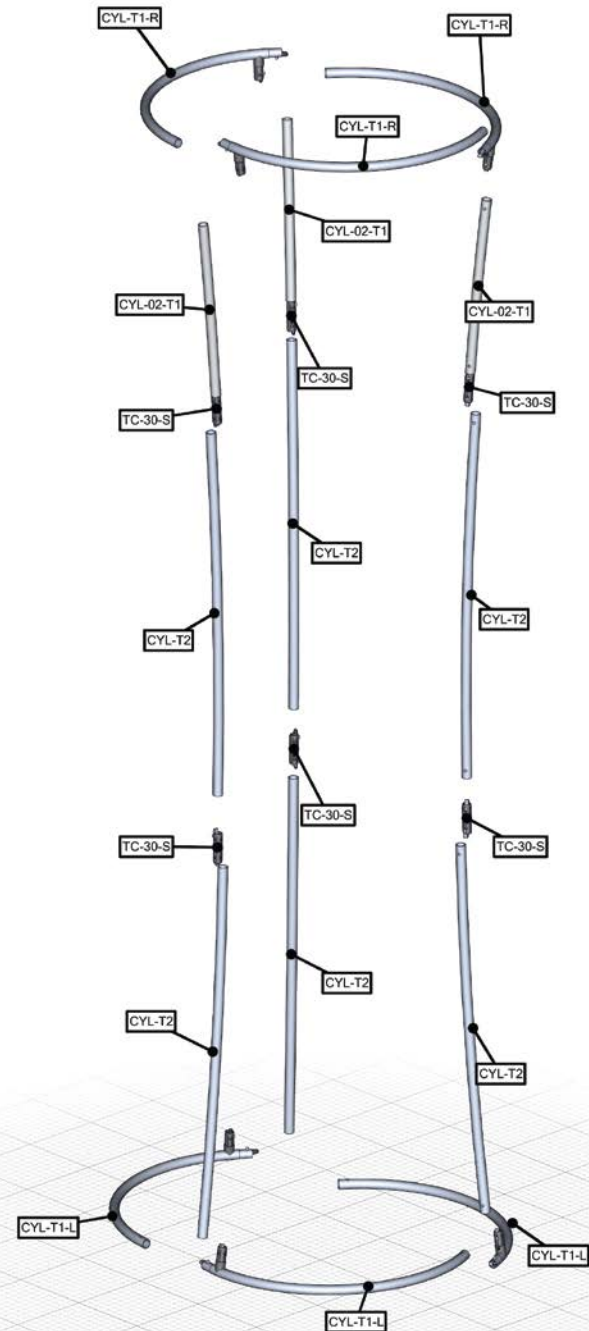

We are continually improving and modifying our product range and reserve the right to vary the specifications without prior notice. All dimensions and weights quoted are approximate and we accept no responsibility for variance. E&OE. See Graphic Templates for graphic bleed specifications.



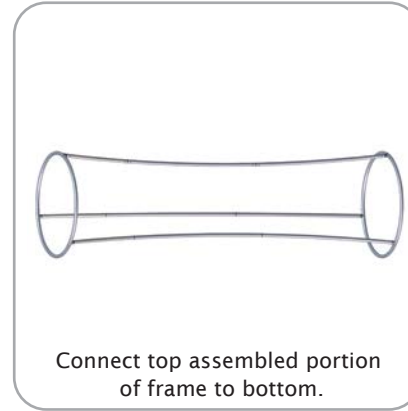
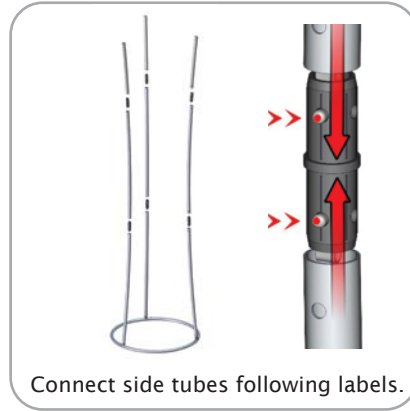
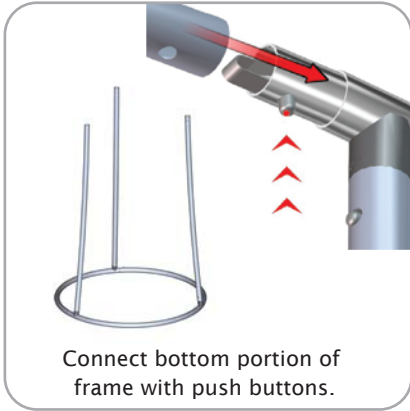
2010 Hancock Street
San Diego, CA 92110
800.697.4670
info@beautifuldisplays.com

Parts Included

Part Label	Qty	Part Code
R13015MM X 30MM CURVED TUBE	x3	CYL-02-T1
10' GRAPHIC PILLOWCASE	x1	CYL-02-G
R442MM X 30MM CURVED TUBE WITH SWAGED END AND PART C LEFT SIDE	x3	CYL-T1-R
R442MM X 30MM CURVED TUBE WITH SWAGED END AND PART C RIGHT SIDE	x3	CYL-T1-L
R13015MM X 30MM CURVED TUBE	x6	CYL-T2
INLINE CONNECTOR FOR 30MM TUBING	x6	TC-30-S



STEP 1: ASSEMBLE FRAME



STEP 2: ATTACH GRAPHIC

