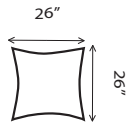
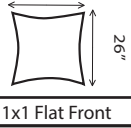
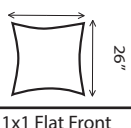
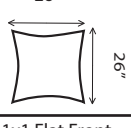
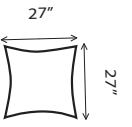
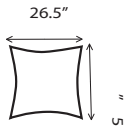
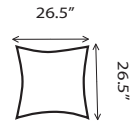
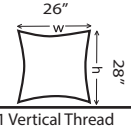
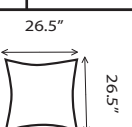
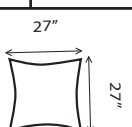
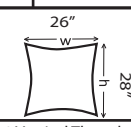
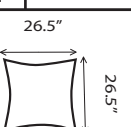


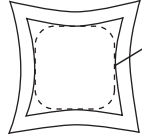
A	Skin	Size
		26" x 26"
1x1 Flat Front		1x1 Flat Back Shown as it will appear on the Xpressions unit
B	Skin	Size
		26" x 26"
1x1 Flat Front		1x1 Flat Back Shown as it will appear on the Xpressions unit
C	Skin	Size
		26" x 26"
1x1 Flat Front		1x1 Flat Back Shown as it will appear on the Xpressions unit
D	Skin	Size
		26" x 26"
1x1 Flat Front		1x1 Flat Back Shown as it will appear on the Xpressions unit

E	Skin	Size	F	Skin	Size	G	Skin	Size	H	Skin	Size
		27" x 27"			26.5" x 26.5"			26.5" x 26.5"			26" x 28"
1x1 Double Twist		1x1 Double Twist Shown as it will appear on the Xpressions unit	1x1 Single Twist		1x1 Single Twist Shown as it will appear on the Xpressions unit	1x1 Single Twist		1x1 Single Twist Shown as it will appear on the Xpressions unit	1x1 Vertical Thread		1x1 Vertical Thread Shown as it will appear on the Xpressions unit
I	Skin	Size	J	Skin	Size	K	Skin	Size	L	Skin	Size
		26.5" x 26.5"			27" x 27"			26" x 28"			26.5" x 26.5"
1x1 Single Twist		1x1 Single Twist Shown as it will appear on the Xpressions unit	1x1 Double Twist		1x1 Double Twist Shown as it will appear on the Xpressions unit	1x1 Vertical Thread		1x1 Vertical Thread Shown as it will appear on the Xpressions unit	1x1 Single Twist		1x1 Single Twist Shown as it will appear on the Xpressions unit

Open Frame Dimensions
117.5" w x 89.5" h x 13" d

Please add a 1.5" bleed on all sides of each file submitted.

It is recommended that all text and borders be 2" from the finish size



Focus Area Key
focus area is always 3"-5" inside edge of all four sides on all skin styles and sizes
see xpressions-snap.com for details

xpressions **SNAP!**™ Setup Guide

• File Setup •

FOR GENERAL FILE SETUP CONSULT THE FULL FILE PREP GUIDELINE AT:

<http://xpressions-snap.com/guidelines.htm>

For all XSnap skins we require **1.5" of bleed OVERALL (.75" on all sides)**. If bleed is not provided to us we will do our best to add/clone your artwork when applicable. If not, we will need to bleed out your image to ensure we have enough for print/finishing. See example below:

Artwork provided
w/out bleed



Image bled out
for print size



Finished Size



• X-Factor •

Due to the nature of the Xpressions® graphics, we recommend keeping all artwork elements you do not want distorted (ie text, logos, or faces) 3-5" in on all sides. Examples below:

5" in - least amount
of distortion



3" in - distortion
becomes more apparent



1" in - distortion
very noticeable



PLEASE NOTE IF DISTORTION IS INTENDED AS PART OF DESIGN